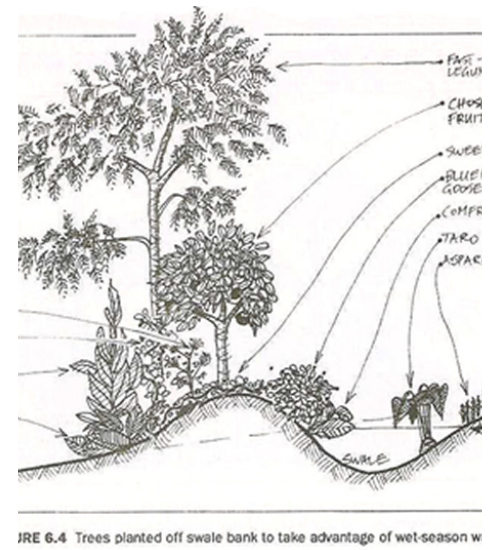
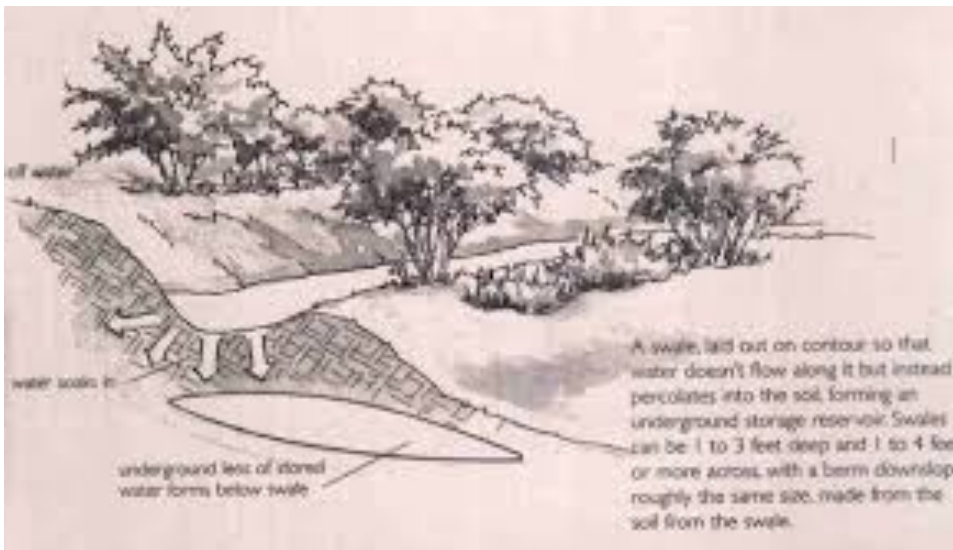
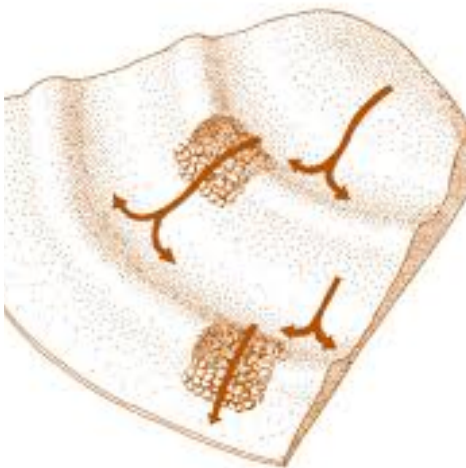


aka diversion drains or diversion swal



Water Harvesting built on contour... Swales



Water harvesting swales can be designed into almost any landscape.

The most gentle slope can grab and penetrate most of the water that falls on the slope. The effectiveness is the system of using cover crops, applications of mulch and water harvesting swales to collect almost all the water that rains onto the farm and stop soil erosion. Swales are designed to suit the slope, the crop, the soil type and the overall drainage of the site. The swales will be grown with cover crop or grass to help grab & slow the water.