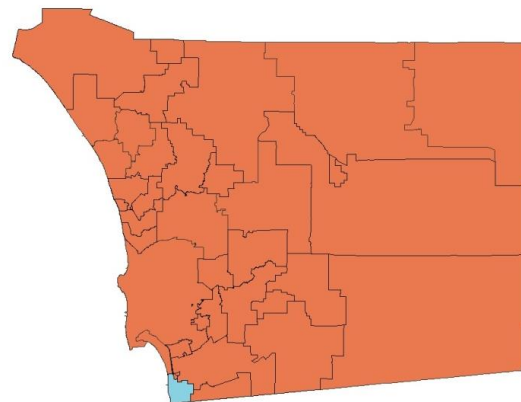


Farm to School in **South Bay Union** School District, 2013-2014



F2S Programming

F2S Taskforce Membership:	Yes
F2S Classroom Education:	Yes
Garden Programming:	
Edible Gardens per 1000 Students:	0
Uses Local Food in Meal Program:	
Celebrate F2S Month:	
Farm Visits/Tours:	
Garden to Café:	
Local Foods Promotion:	
Local Foods Taste Tests:	
Has FT Staff for F2S Program:	
Hosted F2S Staff Training:	

Purchasing Power

Annual food costs:	\$1,829,523
DoD Fresh:	\$5,000
USDA Foods:	\$311,000

Annual Produce Purchasing

Total produce purchased:	\$351,290
% of annual food budget:	19%
% produce purchased grown locally:	
\$ produce per NSLP enrollee:	\$54.91
\$ produce per NSLP, rank in County:	#14


Size & Capacity

Grades:	K-6
Schools:	9
Student Enrollment:	5,814
% eligible for FRPM:	64%
Drop sites:	12
Production Kitchens:	12
Satellite Kitchens:	1
Schools with Salad Bars:	12
Produce processing capacity:	Limited

Meals Served Daily

Breakfast: **7**

Lunch: **6,397**



COMMUNITY HEALTH
IMPROVEMENT PARTNERS
making a difference together



Working Together to Shape a Healthy Future

SAN DIEGO COUNTY
CHILDHOOD
OBESITY
INITIATIVE

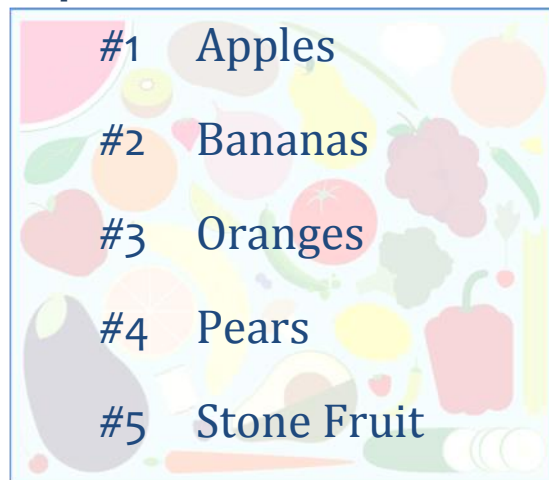


Farm to School in **South Bay Union** (pg. 2)

Local Procurement

HOTM Calendar Adopted: **Yes**
Frequency of:
- SD County food served: **Not sure**
- Regional foods served: **Not sure**
- CA foods served: **Not sure**
Local preference in solicitation:
Buys directly from growers:

Top Produce Items



F2S Definition & Goals

Adopted F2S Taskforce definitions
of local/regional food? **Yes**
District has definition of local?
Specific F2S goals set:
Implementation plan set?

District Contact



Primary Contact: **Sara Mosburg**
smosburg@sbUSD.k12.ca.us
619-628-5382

Contact Preference: **Either**

Sourcing and Menus

Produce distributor(s):
#1: **Diamond Jack**
#2:
Produce Contract Period: **piggyback**
Contract Renewal Year: **6/1/2015**
Menu Planning Cycles: **3x/year**



Data sources: CHIP and the San Diego County Childhood Obesity Initiative's 2014 State of Farm to School in San Diego County survey and data from California Department of Education data, available at, http://dq.cde.ca.gov/dataquest/gls_calworks.asp.



COMMUNITY HEALTH
IMPROVEMENT PARTNERS
making a difference together



SAN DIEGO COUNTY
CHILDHOOD
OBESITY
INITIATIVE
Working Together to Shape a Healthy Future

