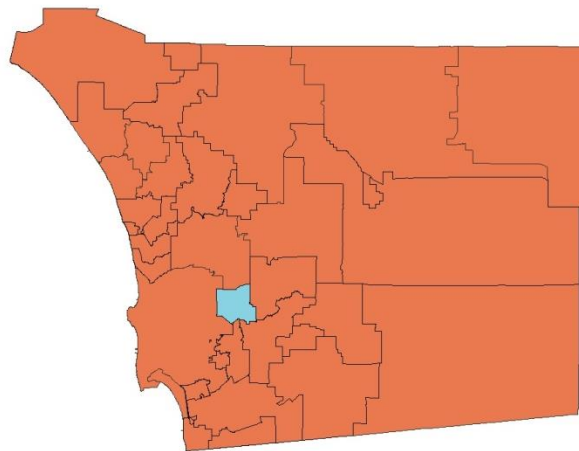


# Farm to School in **Santee** School District, 2013-2014



## F2S Programming

F2S Taskforce Membership:	No
F2S Classroom Education:	Yes
Garden Programming:	
Edible Gardens per 1000 Students:	0
Uses Local Food in Meal Program:	Yes
Celebrate F2S Month:	
Farm Visits/Tours:	Yes
Garden to Café:	
Local Foods Promotion:	
Local Foods Taste Tests:	
Has FT Staff for F2S Program:	
Hosted F2S Staff Training:	

## Purchasing Power

Annual food costs:	\$855,000
DoD Fresh:	\$15,000
USDA Foods:	\$90,000

## Annual Produce Purchasing


Total produce purchased:	\$100,000
% of annual food budget:	12%
% produce purchased	
grown locally:	35%
\$ produce per NSLP enrollee:	\$36.34
\$ produce per NSLP,	
rank in County:	#27

## Size & Capacity

Grades:	K-8
Schools:	11
Student Enrollment:	6,392
% eligible for FRPM:	41%
Drop sites:	1
Production Kitchens:	1
Satellite Kitchens:	9
Schools with Salad Bars:	9
Produce processing capacity:	Significant

## Meals Served Daily

Breakfast:	882
Lunch:	2,752



COMMUNITY HEALTH  
IMPROVEMENT PARTNERS  
*making a difference together*



Working Together to Shape a Healthy Future

SAN DIEGO COUNTY  
CHILDHOOD  
OBESITY  
INITIATIVE



# Farm to School in **Santee** (pg. 2)

## Local Procurement

HOTM Calendar Adopted:

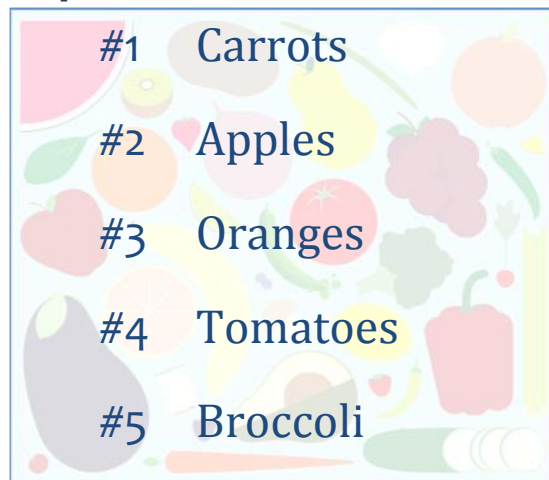
Frequency of:

- SD County food served:
- Regional foods served:
- CA foods served:

Local preference in solicitation:

Buys directly from growers:

## Top Produce Items



## F2S Definition & Goals

Adopted F2S Taskforce definitions  
of local/regional food? **N/A**

District has definition of local?

Specific F2S goals set:

Implementation plan set?

## District Contact



Primary Contact: **Cathy Abel**

**cathy.abel@santeesd.net**

**619-258-2290**

Contact Preference: **Either**

## Sourcing and Menus

Produce distributor(s):

**#1: American**

**#2: Food4Thought**

Produce Contract Period: **2 years**

Contract Renewal Year: **2015-16**

Menu Planning Cycles: **Monthly**



Data sources: CHIP and the San Diego County Childhood Obesity Initiative's 2014 State of Farm to School in San Diego County survey and data from California Department of Education data, available at, [http://dq.cde.ca.gov/dataquest/gls\\_calworks.asp](http://dq.cde.ca.gov/dataquest/gls_calworks.asp).



COMMUNITY HEALTH  
IMPROVEMENT PARTNERS  
*making a difference together*



SAN DIEGO COUNTY  
CHILDHOOD  
OBESITY  
INITIATIVE  
*Working Together to Shape a Healthy Future*

