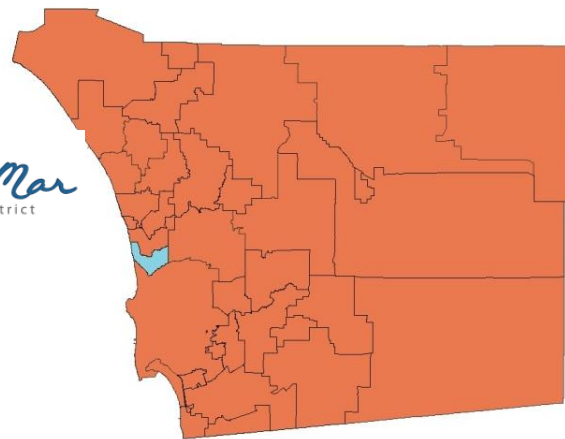


Farm to School in **Del Mar Union** School District, 2013-2014



F2S Programming

F2S Taskforce Membership:	Yes
F2S Classroom Education:	Yes
Garden Programming:	Yes
Edible Gardens per 1000 Students:	1.83
Uses Local Food in Meal Program:	Yes
Celebrate F2S Month:	No
Farm Visits/Tours:	Yes
Garden to Café:	No
Local Foods Promotion:	Yes
Local Foods Taste Tests:	No
Has FT Staff for F2S Program:	No
Hosted F2S Staff Training:	No

Purchasing Power

Annual food costs:	\$123,102
DoD Fresh:	\$ 0
USDA Foods:	\$ 0

Annual Produce Purchasing

Total produce purchased:	N/A
% of annual food budget:	N/A
% produce purchased grown locally:	
\$ produce per NSLP enrollee:	N/A
\$ produce per NSLP, rank in County:	N/A


Size & Capacity

Grades:	K-6
Schools:	8
Student Enrollment:	4,369
% eligible for FRPM:	5%
Drop sites:	0
Production Kitchens:	0
Satellite Kitchens:	0
Schools with Salad Bars:	0
Produce processing capacity:	None

Meals Served Daily

Breakfast: 0

Lunch: 935



COMMUNITY HEALTH
IMPROVEMENT PARTNERS
making a difference together



Working Together to Shape a Healthy Future

SAN DIEGO COUNTY
CHILDHOOD
OBESITY
INITIATIVE



Farm to School in Del Mar Union (pg. 2)

Local Procurement

HOTM Calendar Adopted: **No**
Frequency of:
- SD County food served: **Not sure**
- Regional foods served: **Daily**
- CA foods served: **Daily**
Local preference in solicitation: **Yes**
Buys directly from growers: **Defer to vendor**

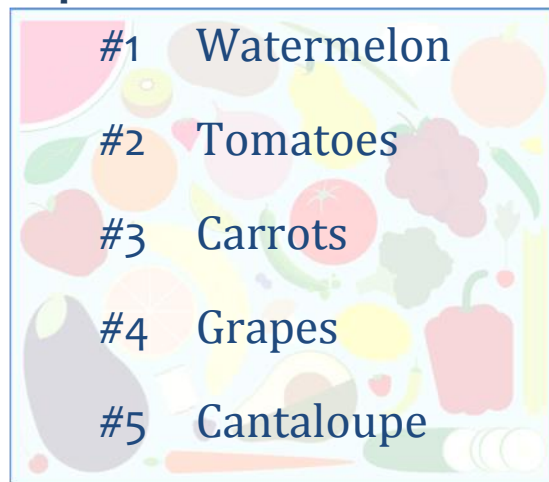
F2S Definition & Goals

Adopted F2S Taskforce definitions
of local/regional food? **Yes**
District has definition of local? **No**
Specific F2S goals set: **No**
Implementation plan set? **No**

Sourcing and Menus

Produce distributor(s):
#1: **Choice Lunch**
#2:
Produce Contract Period: **use lunch
vendor**
Contract Renewal Year: **2015-16**
Menu Planning Cycles: **planned by
our food
vendor**

Top Produce Items



District Contact



Primary Contact: **Carissa Iwamoto**
ciwamoto@dmusd.org
858-755-9301 x3670

Contact Preference: **Through distributor**



Data sources: CHIP and the San Diego County Childhood Obesity Initiative's 2014 State of Farm to School in San Diego County survey and data from California Department of Education data, available at, http://dq.cde.ca.gov/dataquest/gls_calworks.asp.



COMMUNITY HEALTH
IMPROVEMENT PARTNERS
making a difference together



SAN DIEGO COUNTY
CHILDHOOD
OBESITY
INITIATIVE
Working Together to Shape a Healthy Future

