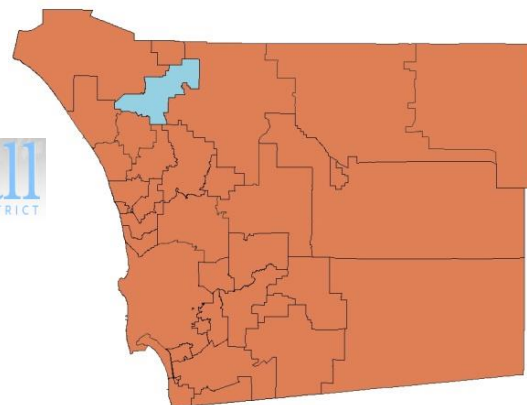


# Farm to School in **Bonsall Union** School District, 2013-2014



## F2S Programming

F2S Taskforce Membership:	Yes
F2S Classroom Education:	Yes
Garden Programming:	Yes
Edible Gardens per 1000 Students:	0.47
Uses Local Food in Meal Program:	
Celebrate F2S Month:	
Farm Visits/Tours:	
Garden to Café:	Yes
Local Foods Promotion:	
Local Foods Taste Tests:	
Has FT Staff for F2S Program:	
Hosted F2S Staff Training:	

## Purchasing Power

Annual food costs:	\$184,000
DoD Fresh:	\$2,800
USDA Foods:	\$41,000

## Annual Produce Purchasing


Total produce purchased:	\$17,000
% of annual food budget:	9%
% produce purchased grown locally:	
\$ produce per NSLP enrollee:	\$20.07
\$ produce per NSLP, rank in County:	#32

## Size & Capacity

Grades:	K-8
Schools:	3
Student Enrollment:	2,147
% eligible for FRPM:	33%
Drop sites:	1
Production Kitchens:	3
Satellite Kitchens:	1
Schools with Salad Bars:	4
Produce processing capacity:	Limited

## Meals Served Daily

Breakfast:	312
Lunch:	847



COMMUNITY HEALTH  
IMPROVEMENT PARTNERS  
*making a difference together*



Working Together to Shape a Healthy Future

SAN DIEGO COUNTY  
CHILDHOOD  
OBESITY  
INITIATIVE



# Farm to School in **Bonsall Union** (pg. 2)

## Local Procurement

HOTM Calendar Adopted:


Frequency of:

- SD County food served: **Not sure**
- Regional foods served: **Not sure**
- CA foods served: **Daily**

Local preference in solicitation:

Buys directly from growers:

## Top Produce Items



## F2S Definition & Goals

Adopted F2S Taskforce definitions

of local/regional food? **Yes**

District has definition of local?

Specific F2S goals set:

Implementation plan set?

## District Contact



Primary Contact: **Debby Perrault**

**debby.perrault@bonsallusd.com**

**760-631-5216**

Contact Preference: **Either**

## Sourcing and Menus

Produce distributor(s):

**#1: Sunrise**

**#2: USDA Food Commodities**

Produce Contract Period: **1 year**

Contract Renewal Year: **2015**

Menu Planning Cycles: **Monthly**



Data sources: CHIP and the San Diego County Childhood Obesity Initiative's 2014 State of Farm to School in San Diego County survey and data from California Department of Education data, available at, [http://dq.cde.ca.gov/dataquest/gls\\_calworks.asp](http://dq.cde.ca.gov/dataquest/gls_calworks.asp).



COMMUNITY HEALTH  
IMPROVEMENT PARTNERS  
*making a difference together*



SAN DIEGO COUNTY  
CHILDHOOD  
OBESITY  
INITIATIVE  
*Working Together to Shape a Healthy Future*

